





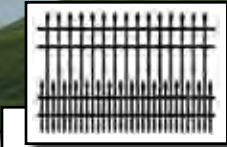


COURTYARD[®]
ALUMINUM FENCE SYSTEMS

*Unmatched
Elegance*




Beauty • Strength • Durability
Virtually Maintenance Free • Lifetime Warranty

Residential



1131
3 Rail w/Spear Points
 Heights: 36", 42", 48", 60", 72"



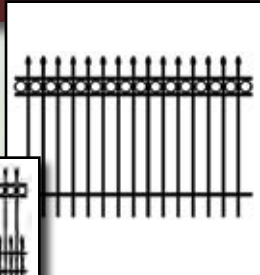
1132
3 Rail w/Alt. Spear Points
 Heights: 36", 42", 48", 60", 72"

Outstanding Features



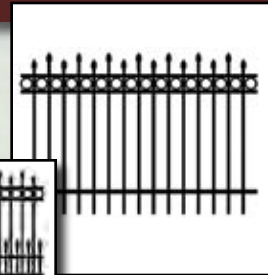
- Verified AAMA 2604-02 Compliant Powder Coated Aluminum Fence.
- No Screws -
 Hidden Picket Fasteners (Patented)
 Hidden Rail Locks (Patented)

- Standard Sections...
 Rack - 12" in 6'.
- Sections with Rings...
 Rack - 10" in 6'.


1131R (Rings)
3 Rail w/Spear Points
 Heights: 36", 42", 48", 60", 72"




1132R (Rings)
3 Rail w/Alt. Spear Points
 Heights: 36", 42", 48", 60", 72"



PREMIUM ALUMINUM FENCE



1220
2 Rail Flat Top
 Heights: 48"* & 54"*



1230
3 Rail Flat Top
 Heights: 36", 42", 48", 55"* , 60", 72"

- Assembled Sections for Quick Installation.

* Meets BOCA Requirements for Height and Spacing. Please Check with Your Local Code Authorities.

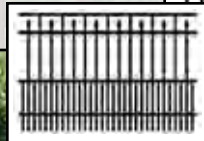
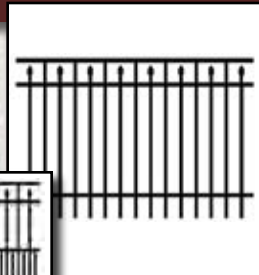
§ 30-Year Limited Warranty for Corporate and Government Entities.

- Eliminate Freight Damage with Company Owned Trucks and Securely Packaged Loads.

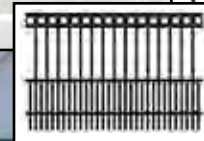
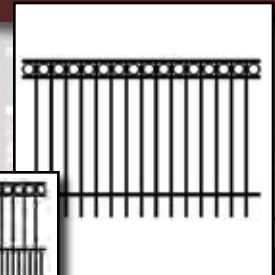
- Gates - All Rails and Pickets are Welded.

- Lifetime Warranty[§].


1233
3 Rail Flat Top w/Alt. Spear
 Heights: 36", 42", 48", 55"* , 60", 72"



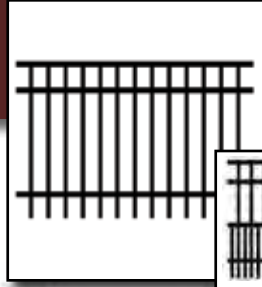
1230R (Rings)
3 Rail Flat Top
 Heights: 36", 42", 48", 54"* , 60", 72"



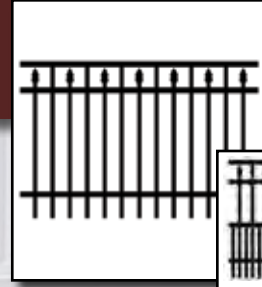

Industrial




2220
2 Rail Flat Top
Heights: 54"*



2230
3 Rail Flat Top
Heights: 48", 54", 60", 72"



2233
**3 Rail Flat Top
w/Alt. Spear**
Heights: 48", 54", 60", 72"



* Meets BOCA Requirements for Height and Spacing.
Please Check with Your Local Code Authorities.



2230 - 3 Rail Flat Top - 48"



2230 - 48" Height Gate

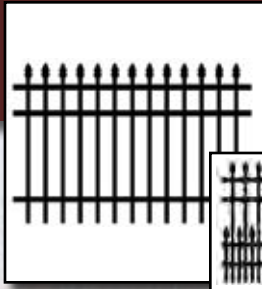


2230 - 3 Rail Flat Top - 54"

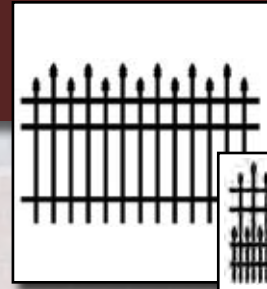





2141 - 4 Rail w/Spear Points - 96"

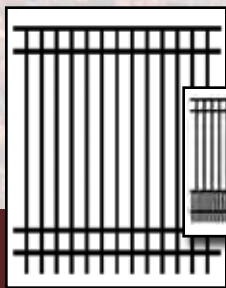
GRADE ALUMINUM FENCE



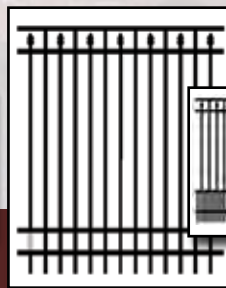
2131
3 Rail
w/Spear Points
 Heights: 48", 54", 60", 72"



2132
3 Rail
w/Alt. Spear Points
 Heights: 48", 54", 60", 72"







2240
4 Rail Flat Top
 Heights: 84" & 96"




2243
4 Rail Flat Top
w/Alt. Spear Points
 Heights: 84" & 96"



2141
4 Rail
w/Spear Points
 Heights: 84" & 96"



2142
4 Rail
w/Alt. Spear Points
 Heights: 84" & 96"



2131 - 3 Rail w/Triad Points - 60"



2230 - 3 Rail Flat Top - 72"

Strong Wel

SINGLE & DOUBLE GATES



1230R - Double Drive Gate w/Single Arch



1233 - 72" Wide Gate w/Standard Brace



1131 - Single 36" Wide

- *CourtYard® Gates use Non-corrosive Hardware.*
- *Single Gates up to 10' Wide.*
- *Double Gates up to 20' Wide.*



CourtYard® Gates - All rails and Pickets are welded.



Locking Latch

Self-Closing Hinge



ded Gates

MATCHING GATES WITH RINGS

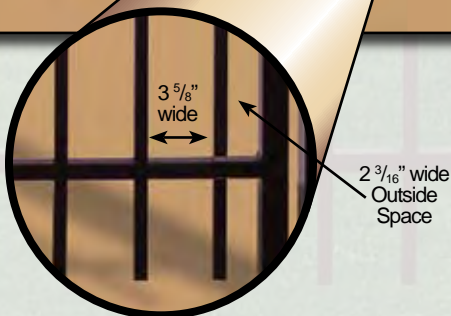
Your Choice - "Perfect Fit" or Standard Gates

- Matching Gates for 3 Residential Styles - 1131R, 1132R & 1230R.
- Available in Straight & Arched.



1230R - 48" Wide Arched "Perfect Fit"

1230R - 36" Wide Straight "Standard"



Gate Width Specifications

1131R & 1230R - "Perfect Fit" Gates

Gate Sizes	# of Pickets	# of Rings	Actual Width	Actual Opening
36" wide	6	7	33"	34 1/2"
42" wide	8	9	41 3/4"	43 1/4"
48" wide	9	10	46 3/16"	47 11/16"
60" wide	12	13	59 3/8"	60 7/8"
72" wide	14	15	68 1/8"	69 5/8"
72" wide	15	16	72 1/2"	74"

1132R - "Perfect Fit" Gates

Gate Sizes	# of Pickets	# of Rings	Actual Width	Actual Opening
36" wide	7	8	37 3/8"	38 7/8"
42" wide	7	8	37 3/8"	38 7/8"
48" wide	9	10	46 3/16"	47 11/16"
60" wide	11	12	55"	56 1/2"
72" wide	13	14	63 3/4"	65 1/4"
72" wide	15	16	72 1/2"	74"

1131R - Standard Gates

Gate Sizes	# of Pickets	# of Rings	Actual Width	Actual Opening	Approx. End Space
36" wide	7	6	34 1/2"	36"	2 3/16"
42" wide	8	7	40 1/2"	42"	3"
48" wide	10	9	46 1/2"	48"	1 9/16"
60" wide	12	11	58 1/2"	60"	3 3/16"
72" wide	15	14	70 1/2"	72"	2 9/16"

1132R - Standard Gates

Gate Sizes	# of Pickets	# of Rings	Actual Width	Actual Opening	Approx. End Space
36" wide	7	6	34 1/2"	36"	2 3/16"
42" wide	9	8	40 1/2"	42"	2 5/32"
48" wide	9	8	46 1/2"	48"	3 25/32"
60" wide	13	12	58 1/2"	60"	1"
72" wide	15	14	70 1/2"	72"	2 9/16"

1230R - Standard Gates

Gate Sizes	# of Pickets	# of Rings	Actual Width	Actual Opening	Approx. End Space
36" wide	7	6	34 1/2"	36"	2 3/16"
42" wide	8	7	40 1/2"	42"	3"
48" wide	10	9	46 1/2"	48"	1 9/16"
60" wide	12	11	58 1/2"	60"	3 3/16"
72" wide	15	14	70 1/2"	72"	2 9/16"

GATE SPECIFICATIONS

Heights: 36", 42", 48", 54"* , 60", 72"

Posts: 2 1/2" x 2 1/2" x .065" Wall w/6" centers

Gate Posts: 2 1/2" Gate Post w/Inserts = .190" Wall

Post Caps: 2 1/2" Flat Cap - Standard (2 1/2" Ball Cap - Optional)

Rails: 1" Height x .100" Wall x 1 1/8" Width x .100" Wall

Pickets: 3/4" x 3/4" x .053" Wall

Picket Spacing: 3.65" between pickets

Rings: 3.620" Diameter x .375" Width x .625 Wall

* Meets BOCA Requirements for Height and Spacing.

State ^{OF} THE Art 10-STEP

PREMIUM
ALUMINUM
ENTERS THE SYSTEM

HEATED
ACIDIC CLEANER

• CLEAN •
CITY WATER RINSE

• CLEANER •
REVERSE
OSMOSIS WATER RINSE

• CLEANEST •
PURE REVERSE
OSMOSIS WATER RINSE

1

2

3

4

5



STEP #1: Our raw premium grade aluminum is inspected to be free of blemishes and is not exposed to the outdoor elements.



The next four stages consist of a:

STEP #3: (CLEAN) City water rinse,

STEP #4: (CLEANER) Recycling reverse osmosis water rinse,

STEP #5: (CLEANEST) Pure reverse osmosis water rinse, and

STEP #6: Primer/sealer conversion coating.



STEP #2: Product enters heated acidic cleaner stage to remove extrusion and fabrication oils.



DSI has received **verification** as an American Architectural Manufacturing Association (AAMA) 2604-02 coating applicator. Our powder coatings are custom blended from a Super Durable Polyester TGIC (Triglycidylisocyanurate) resin base to meet AAMA 2604-02 specifications. The CourtYard® powder coating process passed and exceeds tests required to be AAMA 2604-02 verified.

POWDER COATING PROCESS

PRIMER / SEALER
CONVERSION COATING

AIR KNIFE
REMOVE WATER DROPS

DRY-OFF
OVEN

POWDER COATING
APPLICATION

INFRA-RED AND
CONVECTION
OVEN CURE STAGE


6

7

8

9


10



STEP #7: A 200 MPH air blast removes water drops from the pre-treated product.

STEP #8: A convection oven completes the dry-off process.

Ten pre-treat system titration checks twice per shift maintain system parameters and nine QC checks are completed every hour on product coming off the production line.



STEP #9: Powder application is automated. Compressed process air is dried to -35°F Dew Point for superior adhesion and aesthetics.



The powder booth contains powder coating overspray with no emissions to the surrounding environment.

STEP #10: The final step of the powder coating process is the cure oven where the powder coating gels and bonds to the aluminum.



Parts are not touched by human hands during the pre-treat, dry-off, application, and cure process to maintain ultimate cleanliness of parts to be coated.



Features and

**NO UNSIGHTLY
SCREWS!**

**ELIMINATE
SCRATCHES**

Industrial



Residential



Hidden E-Clip Fasteners
(Patented)

Hidden E-Clip Fasteners
(Patented)

Hidden Rail Locks
(Patented)



Finials
Spear • Quad • Triad


- *Aluminum Alloy*
- *Posts: 6063 - T6*
- *Rails: 6063 - T6*
- *Pickets: 6063 - T52*



Touch Up Cans and Pens



COLORS



DSI 101
Satin Black

DSI 106
Black Fine Texture

DSI 103
Metallic Bronze

DSI 107
Metallic Bronze
Fine Texture

Standard Colors
DSI 111
Evergreen

DSI 104
Gloss Beige

DSI 102
Gloss White

DSI 110
Gold Option

Colors shown are a close representation of the true color.
Please consult actual samples for accurate powder coating colors.

Special Options



Standard Section - Racks 12" in a 6' Section
 Residential Section w/Rings - Racks 10" in a 6' Section
 Double Punching Increases Racking Angle



Short Picket Option


- *Per Foot Sections... Available from 3' to 6'* (Even spacing between verticals)
- *Per Inch Sections... Available from 36" to 72"* (Ring models do not apply)



Flat Post Caps Ball



Gold Options



Post Flair



Industrial Residential
 Wall Mount



Residential Industrial
 Swivel Mount



Post Mount

SPECIFICATIONS

Residential

	1131	1132	1220	1230	1233
Fence Heights	36", 42", 48", 60", 72"	36", 42", 48", 60", 72"	48***, 54**	36", 42", 48", 55***, 60", 72"	36", 42", 48", 55***, 60", 72"
Posts	2 1/2" x 2 1/2" x .065" wall w/6" centers	2 1/2" x 2 1/2" x .065" wall w/6" centers	2 1/2" x 2 1/2" x .065" wall w/6" centers	2 1/2" x 2 1/2" x .065" wall w/6" centers	2 1/2" x 2 1/2" x .065" wall w/6" centers
Gate Posts	2 1/2" Gate Post w/Inserts = .190" Wall	2 1/2" Gate Post w/Inserts = .190" Wall	2 1/2" Gate Post w/Inserts = .190" Wall	2 1/2" Gate Post w/Inserts = .190" Wall	2 1/2" Gate Post w/Inserts = .190" Wall
Post Caps	2 1/2" Flat Cap/Standard 2 1/2" Ball Cap/Optional	2 1/2" Flat Cap/Standard 2 1/2" Ball Cap/Optional	2 1/2" Flat Cap/Standard 2 1/2" Ball Cap/Optional	2 1/2" Flat Cap/Standard 2 1/2" Ball Cap/Optional	2 1/2" Flat Cap/Standard 2 1/2" Ball Cap/Optional
Rails	1" Height x .085" Wall x 1 1/8" Width x .065" Wall	1" Height x .085" Wall x 1 1/8" Width x .065" Wall	1" Height x .085" Wall x 1 1/8" Width x .065" Wall	1" Height x .085" Wall x 1 1/8" Width x .065" Wall	1" Height x .085" Wall x 1 1/8" Width x .065" Wall
Pickets	3/4" x 3/4" x .053" Wall	3/4" x 3/4" x .053" Wall	3/4" x 3/4" x .053" Wall	3/4" x 3/4" x .053" Wall	3/4" x 3/4" x .053" Wall
Picket Spacing	3.65" between Pickets	3.65" between Pickets	3.65" between Pickets	3.65" between Pickets	3.65" between Pickets
Finial Option	Triad, Quad	Triad, Quad			Triad, Quad

* Meets BOCA Requirements for Height and Spacing.

Residential - with Rings

	1131R	1132R	1230R
Fence Heights	36", 42", 48", 60", 72"	36", 42", 48", 60", 72"	36", 42", 48", 55***, 60", 72"
Posts	2 1/2" x 2 1/2" x .065" wall w/6" centers	2 1/2" x 2 1/2" x .065" wall w/6" centers	2 1/2" x 2 1/2" x .065" wall w/6" centers
Gate Posts	2 1/2" Gate Post w/Inserts = .190" Wall	2 1/2" Gate Post w/Inserts = .190" Wall	2 1/2" Gate Post w/Inserts = .190" Wall
Post Caps	2 1/2" Flat Cap/Standard 2 1/2" Ball Cap/Optional	2 1/2" Flat Cap/Standard 2 1/2" Ball Cap/Optional	2 1/2" Flat Cap/Standard 2 1/2" Ball Cap/Optional
Rails	1" Height x .085" Wall x 1 1/8" Width x .065" Wall	1" Height x .085" Wall x 1 1/8" Width x .065" Wall	1" Height x .085" Wall x 1 1/8" Width x .065" Wall
Pickets	3/4" x 3/4" x .053" Wall	3/4" x 3/4" x .053" Wall	3/4" x 3/4" x .053" Wall
Picket Spacing	3.65" between Pickets	3.65" between Pickets	3.65" between Pickets
Finial Option	Triad, Quad	Triad, Quad	
Rings	3.620" Diameter x .375" Width x .625" Wall	3.620" Diameter x .375" Width x .625" Wall	3.620" Diameter x .375" Width x .625" Wall

* Meets BOCA Requirements for Height and Spacing.

Industrial

	2131/2141*	2132/2142*	2220	2230/2240*	2233/2243*
Fence Heights	48", 54", 60", 72"	48", 54", 60", 72"	54**	48", 54", 60", 72"	48", 54", 60", 72"
Posts	2 1/2" x 2 1/2" x .090" wall w/71" centers	2 1/2" x 2 1/2" x .090" wall w/71" centers	2 1/2" x 2 1/2" x .090" wall w/71" centers	2 1/2" x 2 1/2" x .090" wall w/71" centers	2 1/2" x 2 1/2" x .090" wall w/71" centers
* Fence Heights	84", 96" - 2141	84", 96" - 2142		84", 96" - 2240	84", 96" - 2243
Posts	2 1/2" x 2 1/2" x .125" wall w/71" centers	2 1/2" x 2 1/2" x .125" wall w/71" centers		2 1/2" x 2 1/2" x .125" wall w/71" centers	2 1/2" x 2 1/2" x .125" wall w/71" centers
Gate Posts	2 1/2" x .090" Wall Gate Post w/Insert = .215" Wall or 4" x 4" x .125" Wall	2 1/2" x .090" Wall Gate Post w/Insert = .215" Wall or 4" x 4" x .125" Wall	2 1/2" x .090" Wall Gate Post w/Insert = .215" Wall or 4" x 4" x .125" Wall	2 1/2" x .090" Wall Gate Post w/Insert = .215" Wall or 4" x 4" x .125" Wall	2 1/2" x .090" Wall Gate Post w/Insert = .215" Wall or 4" x 4" x .125" Wall
Post Caps	2 1/2" or 4" Flat Cap/Std. Ball Cap/Optional	2 1/2" or 4" Flat Cap/Std. Ball Cap/Optional	2 1/2" or 4" Flat Cap/Std. Ball Cap/Optional	2 1/2" or 4" Flat Cap/Std. Ball Cap/Optional	2 1/2" or 4" Flat Cap/Std. Ball Cap/Optional
Rails	1 1/2" Height x .100" Wall x 1 1/2" Width x .070" Wall	1 1/2" Height x .100" Wall x 1 1/2" Width x .070" Wall	1 1/2" Height x .100" Wall x 1 1/2" Width x .070" Wall	1 1/2" Height x .100" Wall x 1 1/2" Width x .070" Wall	1 1/2" Height x .100" Wall x 1 1/2" Width x .070" Wall
Pickets	1" x 1" x .065" Wall	1" x 1" x .065" Wall	1" x 1" x .065" Wall	1" x 1" x .065" Wall	1" x 1" x .065" Wall
Picket Spacing	4" between Pickets	4" between Pickets	4" between Pickets	4" between Pickets	4" between Pickets
Finial Option	Triad, Quad	Triad, Quad			Triad, Quad



Digger Specialties Inc.

Circle of Commitment
Dynamic • Solutions • Innovation

Manufacturing Plants:

• Bremen, IN • Randleman, NC • Sarcoxie, MO • Valdosta, GA



Manufacturer of Verified Components



Quality Products By:



D I S T R I B U T E D B Y :

Allegheny Fence
4301 Irvine Street
Pittsburgh, PA 15207
412-421-6005
412-421-1734 FAX